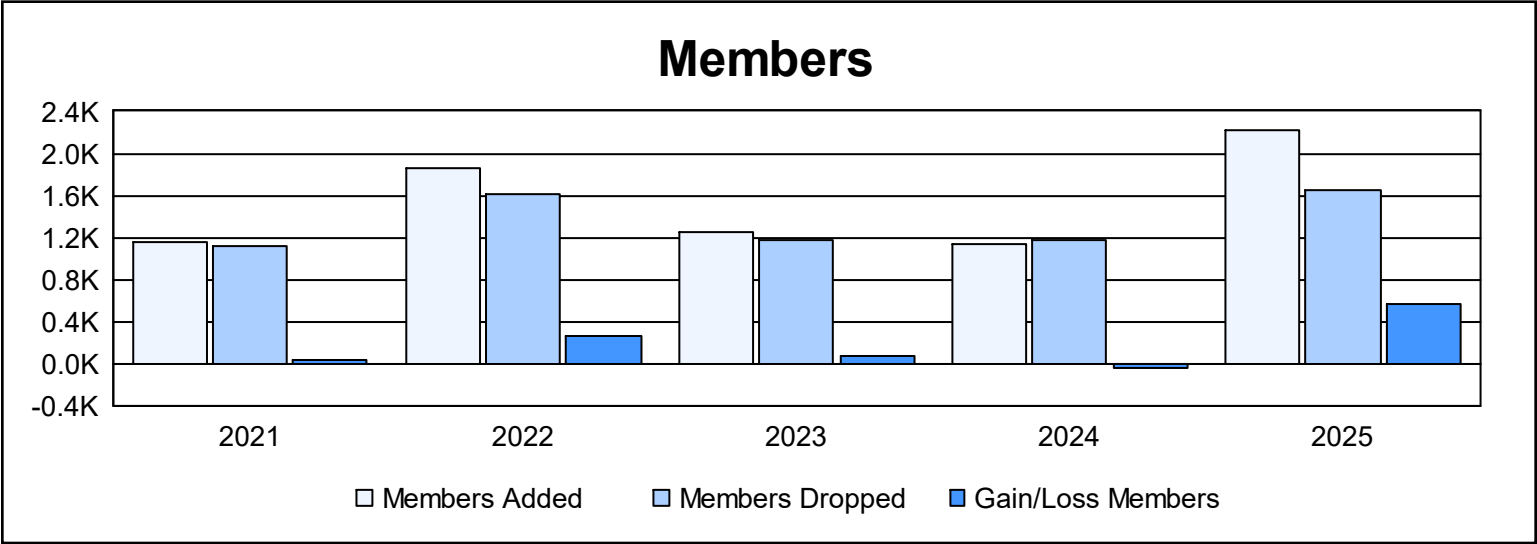
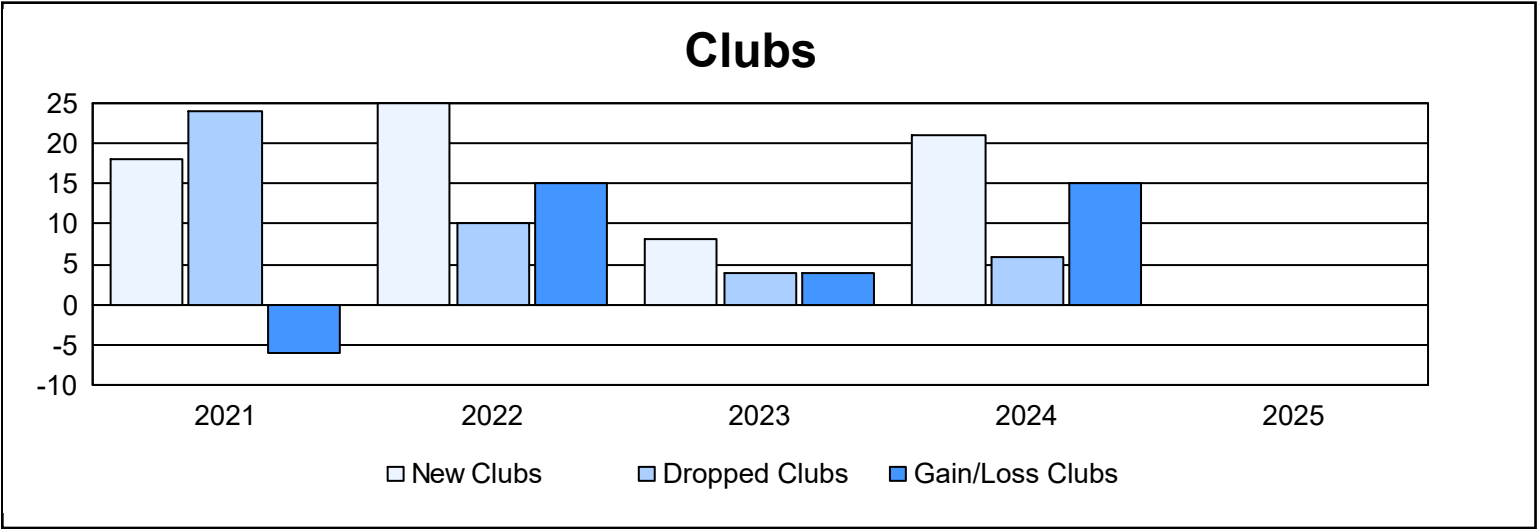
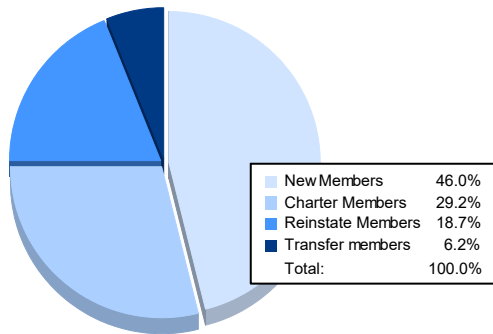


Year	New Clubs	Dropped Clubs	Gain/ Loss Clubs	New Members	Charter Members	Reinstate Members	Transfer Members	Total Member Added	Total Members Dropped	Gain/ Loss Members
2020-2021	18	24	-6	676	440	32	2	1,150	1,113	37
2021-2022	25	10	15	873	812	142	40	1,867	1,613	254
2022-2023	8	4	4	600	472	134	37	1,243	1,166	77
2023-2024	21	6	15	433	566	104	25	1,128	1,174	-46
2024-2025				1,017	645	413	137	2,212	1,641	571
Average	18	11	7	720	587	165	48	1,520	1,341	179



### Membership Composition June 2025 Cumulative



### Gender Composition June 2025 Cumulative

